

Veg Futures 06 – FINAL REPORT SUMMARY

Over 500 people from around Australia met in Albury-Wodonga in late March 2006 to attend ***Veg Futures 06***, a national conference on native vegetation management. Convened by Greening Australia and Land & Water Australia, *Veg Futures 06* lived up to its billing as the 'conference in the field' with its practical workshops and field trips to local case study sites.

The *Veg Futures 06* program was structured around five 'big' questions confronting the management of native vegetation in Australia today:

1. What is the role and value of native vegetation in the regional landscape?
2. Who pays for native vegetation management?
3. How do we balance conservation and production?
4. What are we doing about the threats to native vegetation (action and on-ground works)?
5. How do we know if we are making a difference (monitoring and evaluation)?

Delegates from government, industry, environment and community organisations along with landholders and students were confronted with these 'big' questions in each session of the program which involved a plenary session; a day of 'paddock sessions' to local case study sites; workshops and colloquia. On the final day delegates gathered to discuss how well they answered the big questions during the conference, to identify the gaps in our collective knowledge, and to debate future priorities for managing native vegetation at the regional level.

Any national conference is a risk, and '*Veg Futures 06*' was the first national conference that Greening Australia had organised in over 12 years. There was significant trepidation in the months leading up to March 2006. But according to the conference evaluations, *Veg Futures 06* was an outstanding success. This was a tribute to the number of people who freely gave of their time and expertise. A summary of evaluations:

- 96% of participants thought that the organisation of the conference was either good or great;
- 94% of participants stated that the topics presented in the workshops were interesting and informative and 92% of participants thought the workshops helped them to better understand the vegetation management issues discussed at the conference; and
- 94% of participants thought the paddock sessions helped them to better understand some of the vegetation management issues discussed at the conference.

This report discusses the processes in managing a conference of this size, comments on the results from evaluation forms completed at the conference, and provides recommendations which will help with the organisation of a future conference on native vegetation management.

Conference management and planning

Haydn Burgess at Greening Australia coordinated the conference from October 2004 to May 2006. The Steering Committee, Greening Australia, Land & Water Australia and the conference participants acknowledged the quantity and quality of work Haydn put into the conference which significantly contributed to the success of *Veg Futures 06*.

Timeline

Date	Milestone
August 2004	Greening Australia National Board and State and Territory CEOs agree to concept of a national conference, with support for a designated GAL staff member to coordinate the conference
October 2004	Conference coordination allocated to Haydn Burgess
November 2004	Initial meeting of GA, DAFF and LWA staff to discuss conference and convene steering committee
December 2004	First meeting of <i>Veg Futures</i> steering committee; Bradley Hayden chosen as conference manager
April 2005	Steering committee decides to engage services of professional facilitator
May 2005	Expressions of interest called from professional facilitators
June 2005	Mike Williams, Geoff Park and Paul Ryan chosen to facilitate the conference
July 2005	Local stakeholder workshop in Albury
August 2005	Conference flyer distributed
September 2005	Invitation to participate (call for abstracts) distributed
October 2005	Paddock session scoping trip to Albury
November 2005	Land & Water Australia confirmed as conference co-convenor
December 2005	Registration brochure distributed and abstracts allocated to workshop and colloquia sessions
January 2006	Workshop program finalised and promotional campaign for registrations
February 2006	Paddock session dry run
March 2006	<i>Veg Futures 06</i>

Steering committee

Greening Australia invited representatives from partner organisations to be involved in the conference management. The following people were part of *Veg Futures 06* committee:

- Melissa Morley, Land & Water Australia (LWA)
- Rosemary Lott, Joint Venture Agroforestry Program (JVAP)
- Jim Donaldson, Land & Water Australia, (and as a representative from DAFF)
- Phil Pritchard, Department of Agriculture, Fisheries and Forestry (DAFF)
- Monica van Wensveen, CSIRO Sustainable Ecosystems
- Tom Aldred, Department of Agriculture, Fisheries and Forestry
- Margot Sharp, Australian Government NRM Joint Team
- Gill Whiting, Land & Water Australia (LWA)
- Simon Boughey, Past President, Greening Australia Limited
- David Carr, Greening Australia Limited
- Christine Ellis, Greening Australia Limited
- Bradley Hayden, Countrywide Conference Management
- Professor Nick Klomp, Charles Sturt University, Albury

EVALUATION FACTS AND FIGURES



Figure 1.1. Survey responses to Final Evaluation Q6. 99.13% of participants thought that the registration process was either good or great.




Figure 1.2. Survey response to Final Evaluation Q7. 96.49% of participants thought that the organisation the actual conference was either good or great.

Paddock Sessions

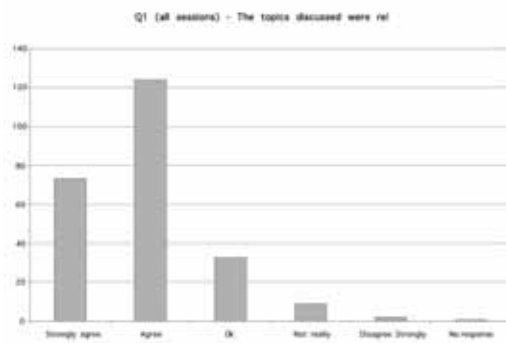


Figure 2.1. Survey response to All Paddock Sessions Q1. 82% of respondents agreed or strongly agreed that the topics discussed at the paddock sessions were relevant to them.




Figure 2.2. Survey response to All Paddock Sessions Q2. 97% of people thought that the presenters and helpers at the paddock sessions answered their questions effectively.

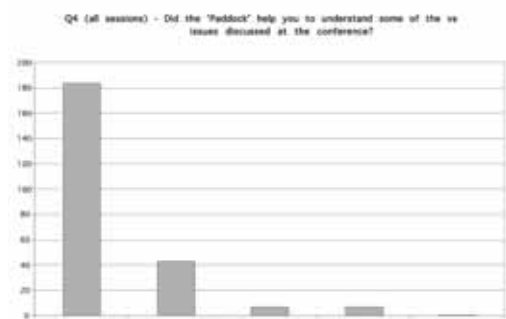


Figure 2.3. Survey response to All Paddock Sessions Q4. 94% of people thought that the paddock sessions helped them to understand some of the vegetation management issues discussed at the conference.




Figure 2.4. Survey response to All Paddock Sessions Q5. 87% of people agreed that the time spent at each site during the paddock sessions was sufficient.




Figure 2.5. Survey response to All Paddock Sessions Q6. 95% of people agreed or strongly agreed that the food and drink was good for the paddock sessions.




Figure 2.6. Survey response to All Paddock Sessions Q7. 99% of respondents agreed or strongly agreed that the transportation provided for the paddock sessions was good.

Paddock Sessions – Corowa




Figure 2.7. Survey response to Corowa Paddock Session Q1. 79% of respondents agreed or strongly agreed that the topics discussed at Corowa were relevant to them.

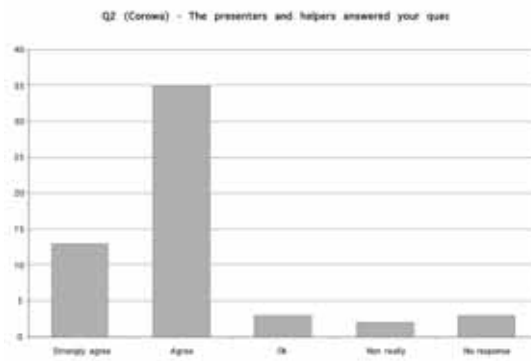


Figure 2.8. Survey response to Corowa Paddock Session Q2. 86% of people thought that the presenters and helpers at Corowa answered their questions effectively.

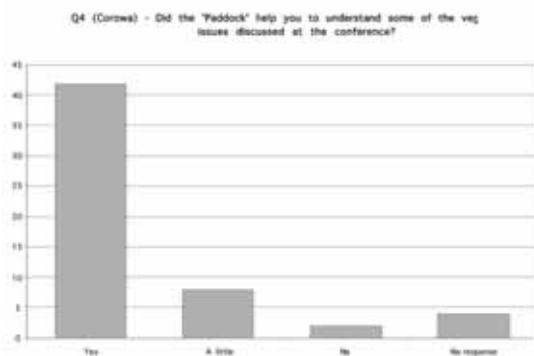


Figure 2.9. Survey response to Corowa Paddock Session Q4. 75% of people thought that the Corowa paddock session helped them to understand some of the vegetation management issues discussed at the conference.

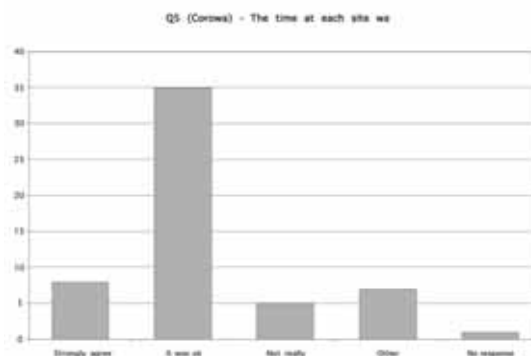


Figure 2.10. Survey response to Corowa Paddock Session Q5. 77% of people agreed that the time at each site was sufficient.




Figure 2.11. Survey response to Corowa Paddock Session Q6. 93% of people agreed or strongly agreed that the food and drink was good for this type of event.




Figure 2.12. Survey response to Corowa Paddock Session Q6. All respondents thought that transportation provided for the Corowa paddock session was good.

Paddock Sessions – Holbrook

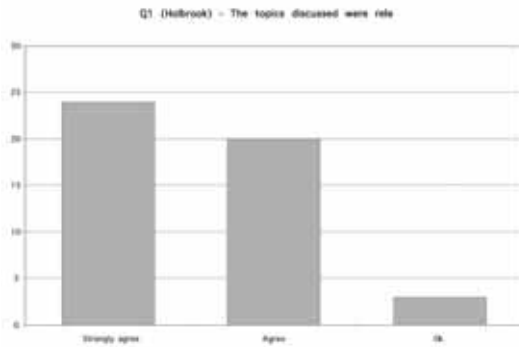


Figure 2.13. Survey response to Holbrook Paddock Session Q1. 94% of respondents agreed or strongly agreed that the topics discussed at Holbrook were relevant to them.

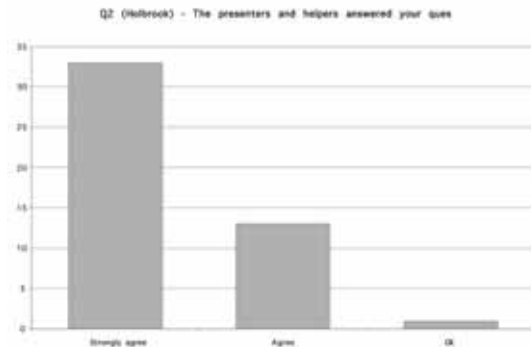


Figure 2.14. Survey response to Holbrook Paddock Session Q2. 98% of people thought that the presenters and helpers at Holbrook answered their questions effectively.

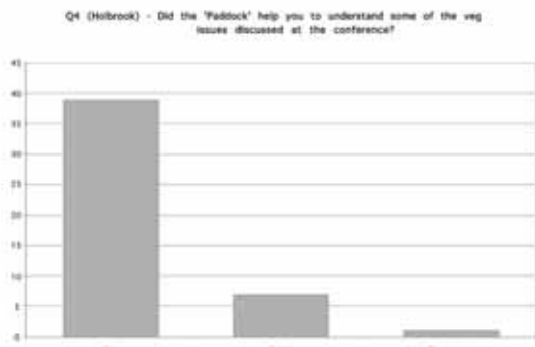


Figure 2.15. Survey response to Holbrook Paddock Session Q4. 98% of people thought that the Holbrook paddock session helped them to understand some of the vegetation management issues discussed at the conference.

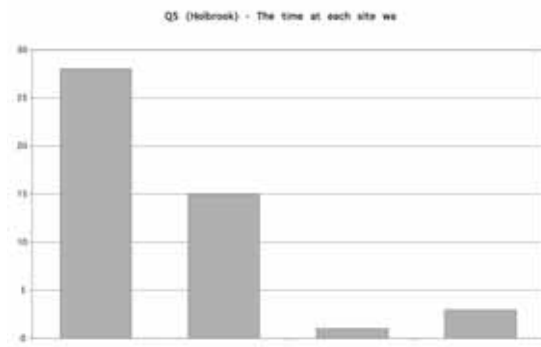


Figure 2.16. Survey response to Holbrook Paddock Session Q5. 60% of people strongly agreed that the time at each site was sufficient, 32% thought it was OK.

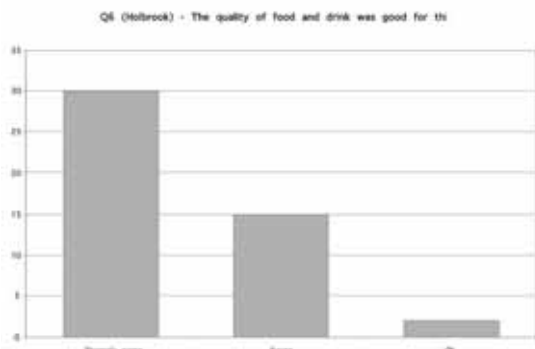


Figure 2.17. Survey response to Holbrook Paddock Session Q6. 96% of people agreed or strongly agreed that the food and drink was good for this type of event.



Figure 2.18. Survey response to Holbrook Paddock Session Q7. All respondents thought that transportation provided for the Holbrook paddock session was good.

Paddock Sessions – Indigo Valley




Figure 2.19. Survey response to Indigo Valley Paddock Session Q1. 84% of respondents agreed or strongly agreed that the topics discussed at Indigo Valley were relevant to them.

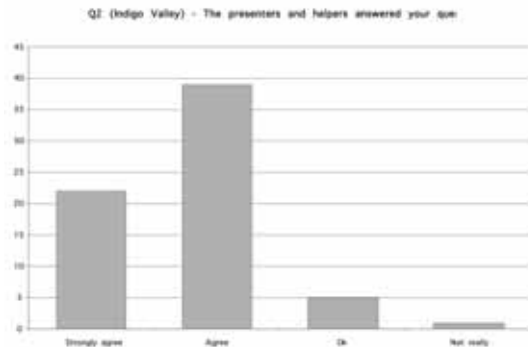


Figure 2.20. Survey response to Indigo Valley Paddock Session Q2. 91% of people thought that the presenters and helpers answered their questions effectively.

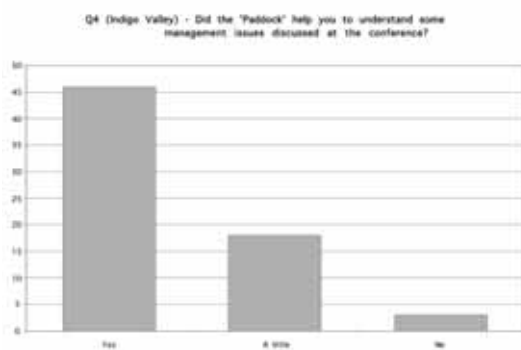


Figure 2.21. Survey response to Indigo Valley Paddock Session Q4. 69% of people thought that the Indigo Valley paddock session helped them to understand some of the vegetation management issues discussed at the conference.

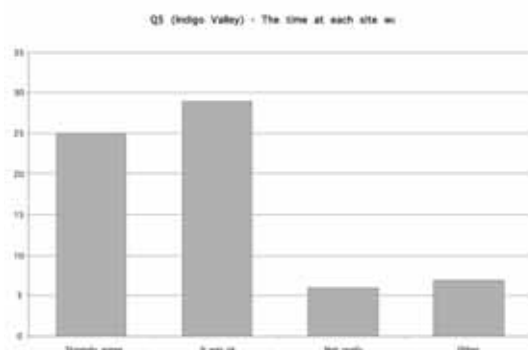


Figure 2.22. Survey response to Indigo Valley Paddock Session Q5. 80% of people agreed that the time at each site was sufficient.

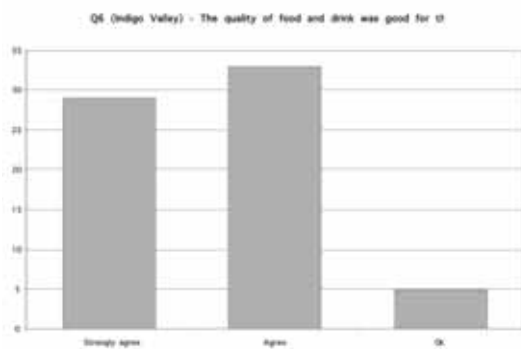


Figure 2.23. Survey response to Indigo Valley Paddock Session Q6. 94% of people agreed or strongly agreed that the food and drink was good for this type of event.




Figure 2.24. Survey response to Indigo Valley Paddock Session Q7. All respondents thought that transportation provided for the Corowa paddock session was good.

Paddock Sessions – Leneva




Figure 2.25. Survey response to Leneva Paddock Session Q1. 71% of respondents agreed or strongly agreed that the topics discussed at Leneva were relevant to them.




Figure 2.26. Survey response to Leneva Paddock Session Q2. 87% of people thought that the presenters and helpers at Leneva answered their questions effectively.

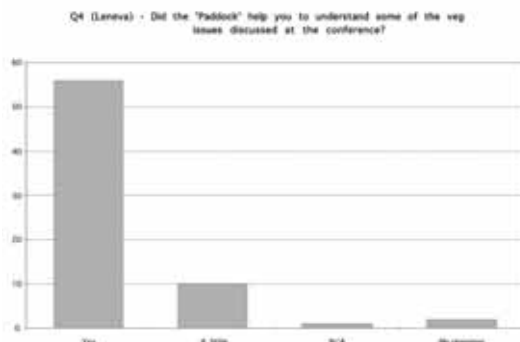


Figure 2.27. Survey response to Leneva Paddock Session Q4. 82% of people thought that the Leneva paddock session helped them to understand some of the vegetation management issues discussed at the conference.




Figure 2.28. Survey response to Leneva Paddock Session Q5. 97% of people agreed that the time at each site was sufficient.




Figure 2.29. Survey response to Leneva Paddock Session Q6. 98% of people agreed or strongly agreed that the food and drink was good for this type of event.




Figure 2.30. Survey response to Leneva Paddock Session Q7. 97% of respondents agreed or strongly agreed that the transportation provided for the Leneva paddock session was good.

Workshops

Q1 (all workshops) - The topics presented were interesting and informative?

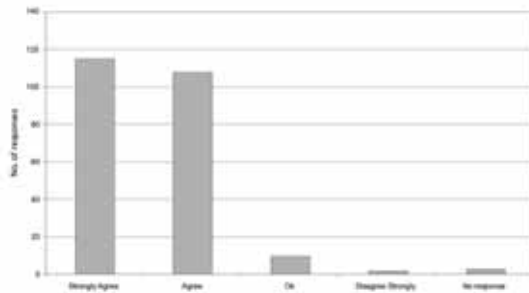


Figure 3.1. Survey response for all Workshops Q1. 94% of respondents agreed or strongly agreed that the topics presented in the workshops were interesting and informative.

Q2 (all workshops) - Did the workshop session help you understand some of the vegetation management issues at the conference?

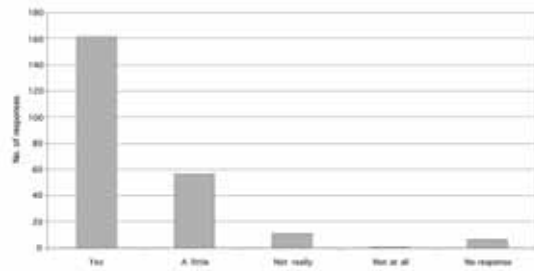


Figure 3.2. Survey response for all Workshops Q2. 91% of respondents thought that the workshops helped them to better understand the vegetation management issues discussed at the conference.

Q4 (all workshops) - The presenters and facilitators encouraged discussion?

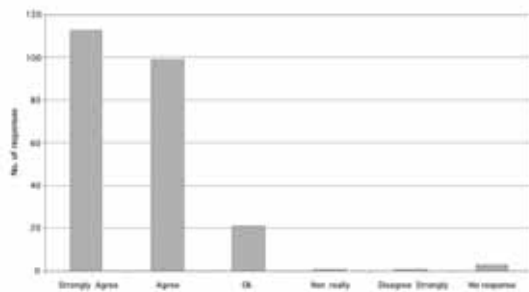


Figure 3.3. Survey response for all Workshops Q4. 98% of people thought the presenters and facilitators encouraged discussion.

Q6 (all workshops) - The main topics in the discussion answered adequately?

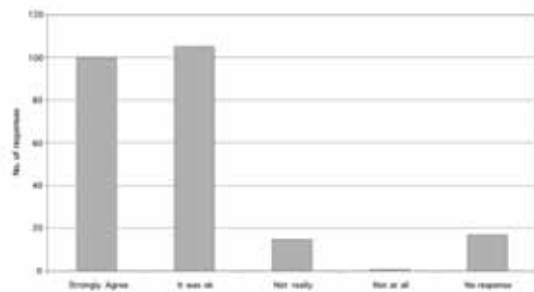


Figure 3.4. Survey response for all Workshops Q6. 86% of people thought that the main topics were answered adequately.

Q7 (all workshops) - The format of the workshops was

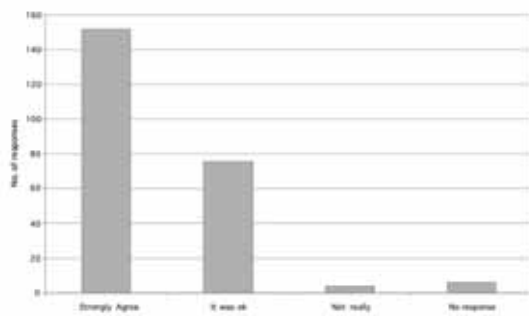


Figure 3.5. Survey response for all Workshops Q7. 96% of respondents thought the format of the workshops was good.

Q8 (all workshops) - The catering was

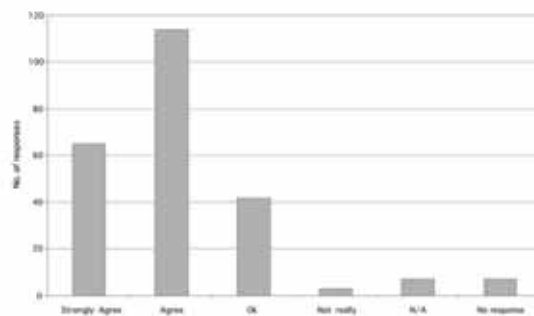


Figure 3.6. Survey response for all Workshops Q8. 93% of people thought that the workshop catering was good.

Q9 (all workshops) - The information handouts at the workshops were good?

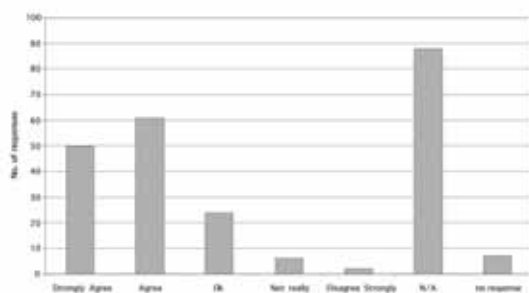


Figure 3.7. Survey response for all Workshops Q9. 56% of people thought that the handouts at the workshops were good.

Workshop 1




Figure 4. Survey response for Workshop 1 Q1. 96% of respondents agreed or strongly agreed that the topics presented were interesting and informative.

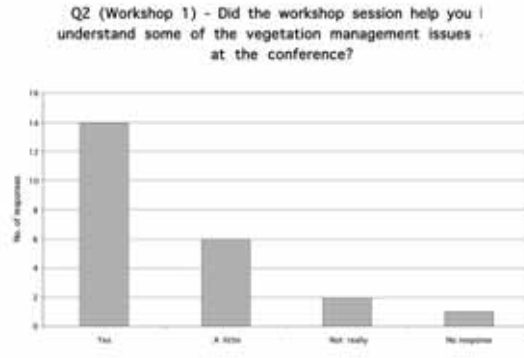


Figure 5. Survey response for Workshop 1 Q2. 87% of respondents thought that the workshop helped them to better understand the vegetation management issues discussed at the conference.

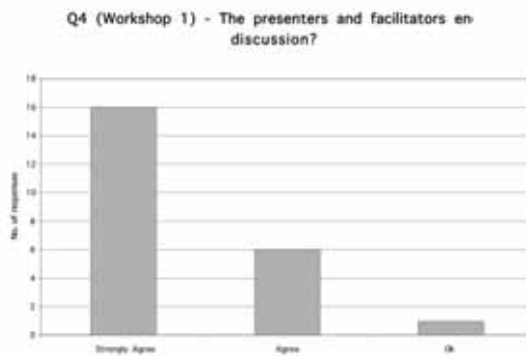


Figure 6. Survey response for Workshop 1 Q4. 100% of people thought the presenters and facilitators encouraged discussion.

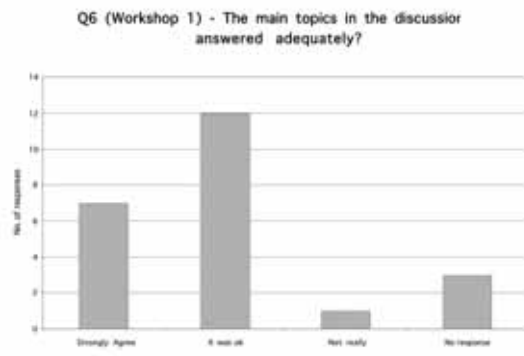


Figure 7 Survey response for Workshop 1 Q6. 83% of people thought that the main topics were answered adequately.




Figure 8. Survey response for Workshop 1 Q7. 91% of respondents thought the format of the workshop was good.

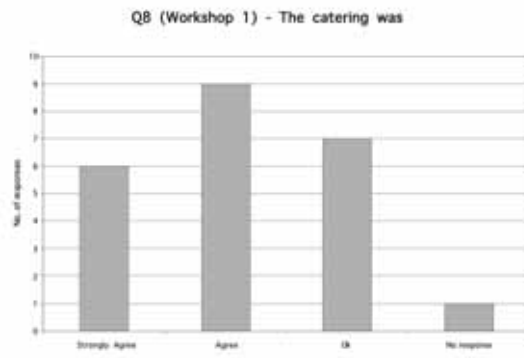


Figure 9. Survey response for Workshop 1 Q8. 96% of people thought that the workshop catering was good.




Figure 10. Survey response for Workshop 1 Q9. 31% of people thought that the handouts at the workshop were good.

Workshop 2

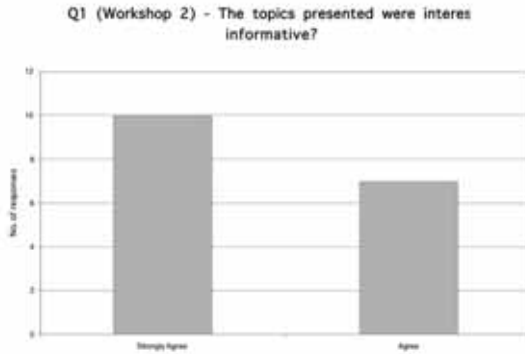


Figure 11. Survey response for Workshop 2 Q1. 100% of respondents agreed or strongly agreed that the topics presented were interesting and informative.

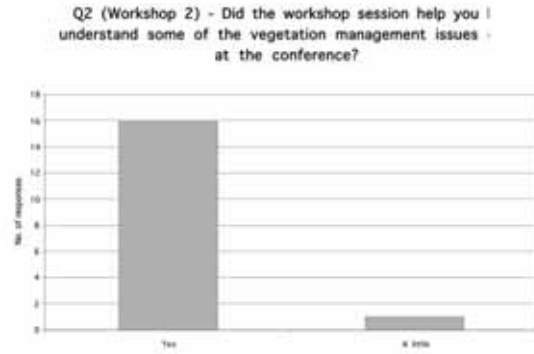


Figure 12. Survey response for Workshop 2 Q2. 100% of respondents thought that the workshop helped them to better understand the vegetation management issues discussed at the conference.

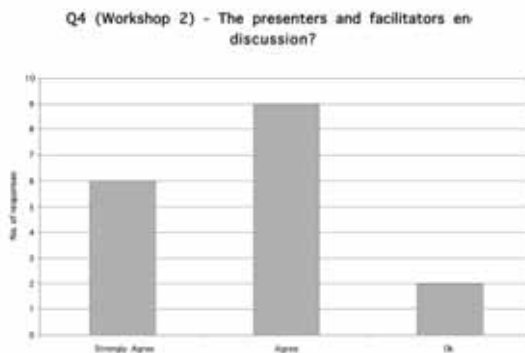


Figure 13 Survey response for Workshop 2 Q4. 100% of people thought the presenters and facilitators encouraged discussion.

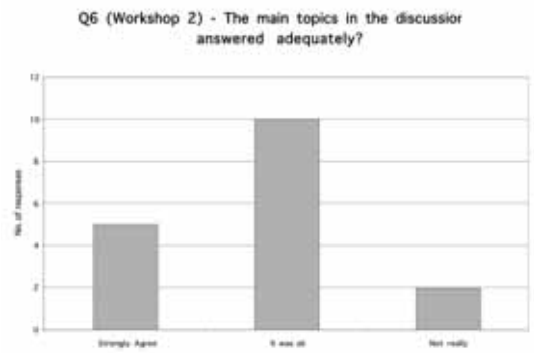


Figure 14. Survey response for Workshop 2 Q6. 88% of people thought that the main topics were answered adequately.

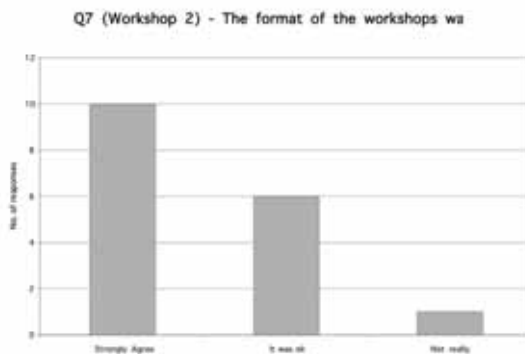


Figure 15 Survey response for Workshop 2 Q7. 94% of respondents thought the format of the workshop was good.

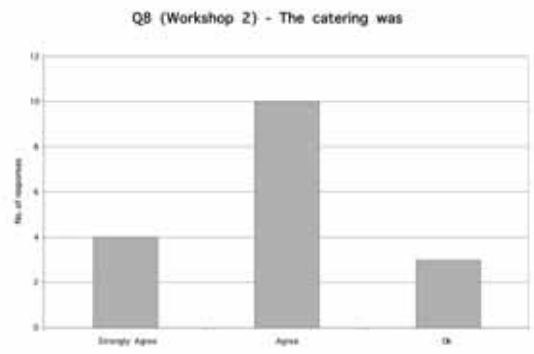


Figure 16. Survey response for Workshop 2 Q8. 100% of people thought that the workshop catering was good.

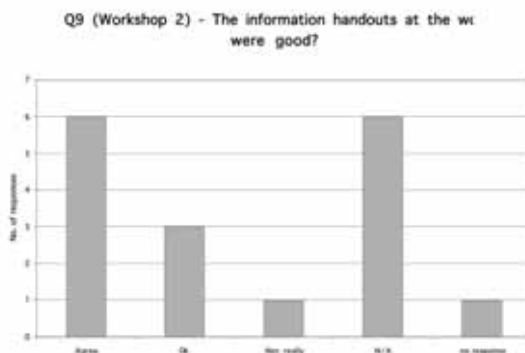


Figure 17. Survey response for Workshop 2 Q9. 53% of people thought that the handouts at the workshop were good.

Workshop 3

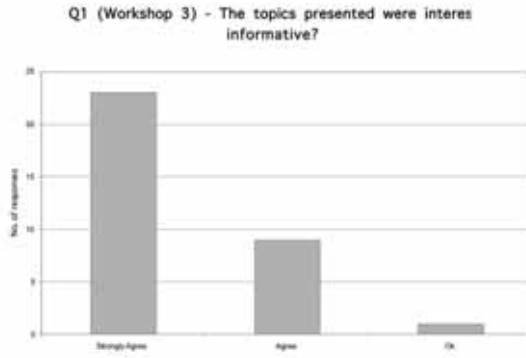


Figure 18. Survey response for Workshop 3 Q1. 97% of respondents agreed or strongly agreed that the topics presented were interesting and informative.

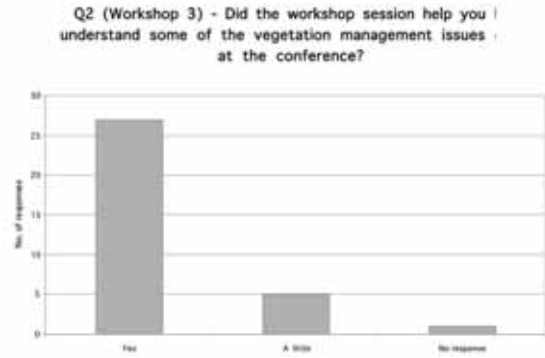


Figure 19. Survey response for Workshop 3 Q2. 97% of respondents thought that the workshop helped them to better understand the vegetation management issues discussed at the conference.

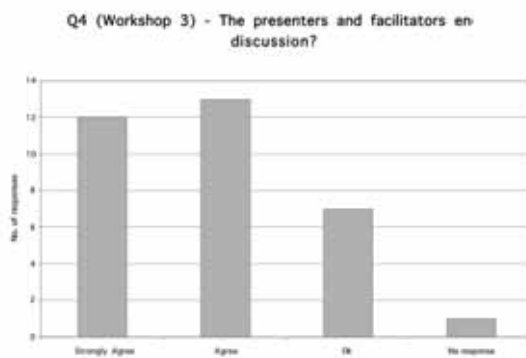


Figure 20. Survey response for Workshop 3 Q4. 97% of people thought the presenters and facilitators encouraged discussion.

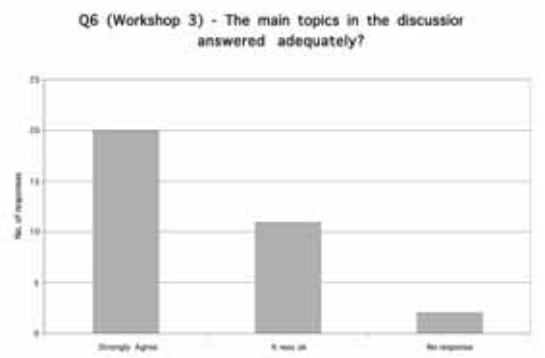


Figure 21. Survey response for Workshop 3 Q6. 94% of people thought that the main topics were answered adequately.

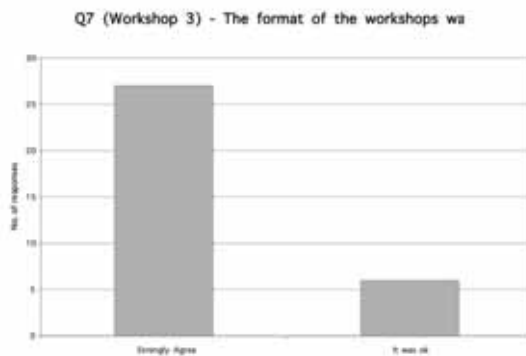


Figure 22. Survey response for Workshop 3 Q7. 100% of respondents thought the format of the workshop was good.

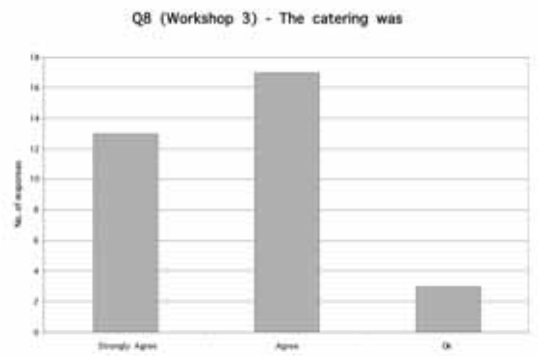


Figure 23. Survey response for Workshop 3 Q8. 100% of people thought that the workshop catering was good.

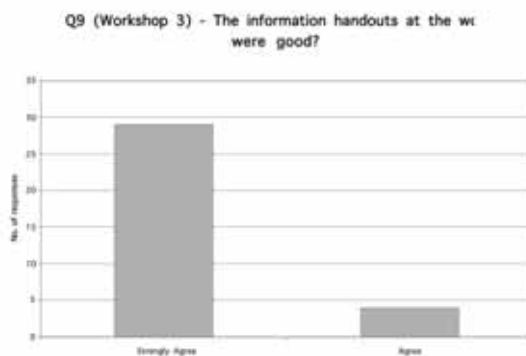


Figure 24. Survey response for Workshop 3 Q9. 100% of people thought that the handouts at the workshop were good.

Workshop 5




Figure 25 Survey response for Workshop 5 Q1. The single respondent strongly agreed that the topics presented were interesting and informative.

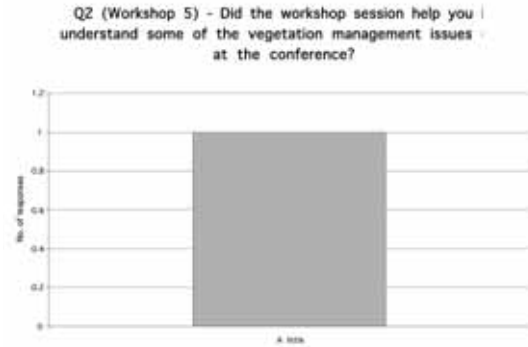


Figure 26. Survey response for Workshop 5 Q2. The single respondent thought that the workshop helped them a little to better understand the vegetation management issues discussed at the conference.

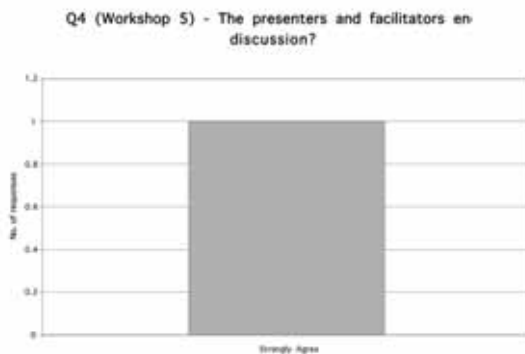


Figure 27. Survey response for Workshop 5 Q4. The respondent agreed that the presenters and facilitators encouraged discussion.

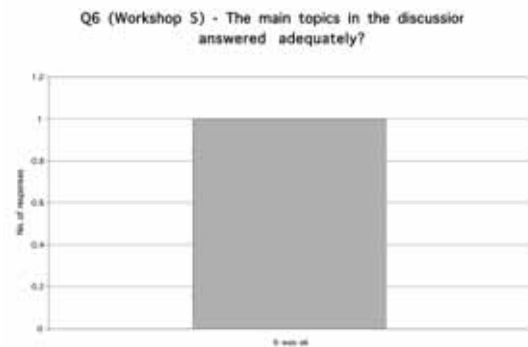


Figure 28. Survey response for Workshop 5 Q6. The single respondent thought that the main topics were answered adequately.




Figure 29. Survey response for Workshop 5 Q7. The single respondent thought the format of the workshop was good.

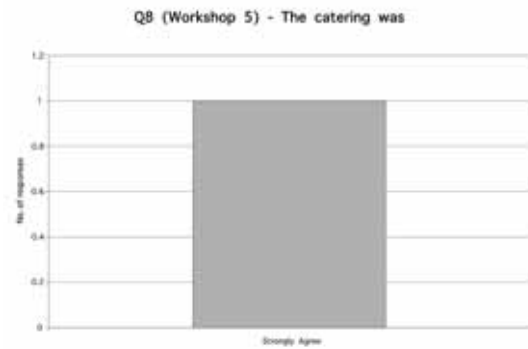


Figure 30. Survey response for Workshop 5 Q8. The single respondent strongly agreed that the workshop catering was good.




Figure 31 Survey response for Workshop 5 Q9. The single respondent thought that the handouts at the workshop were good.

Workshop 6

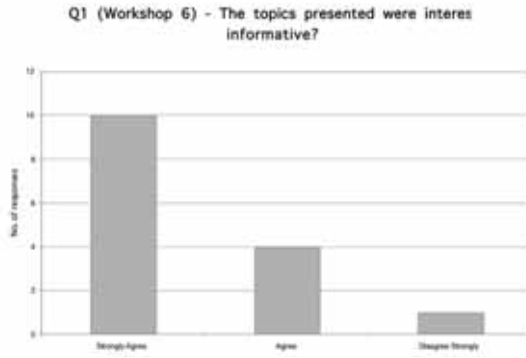


Figure 32. Survey response for Workshop 6 Q1. 93% of respondents agreed or strongly agreed that the topics presented were interesting and informative.

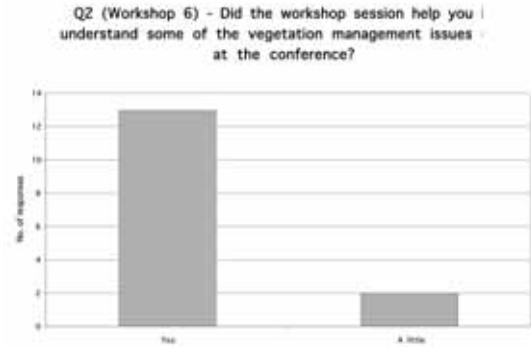


Figure 33. Survey response for Workshop 6 Q2. 100% of respondents thought that the workshops helped them to better understand the vegetation management issues discussed at the conference.

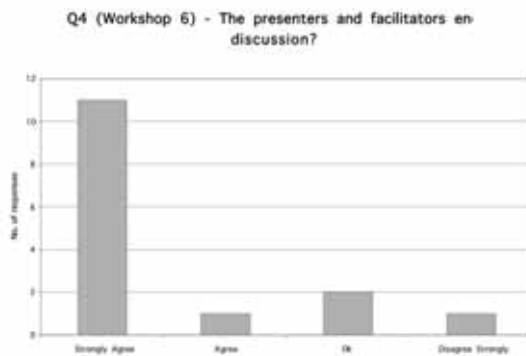


Figure 34. Survey response for Workshop 6 Q4. 93% of people thought the presenters and facilitators encouraged discussion.

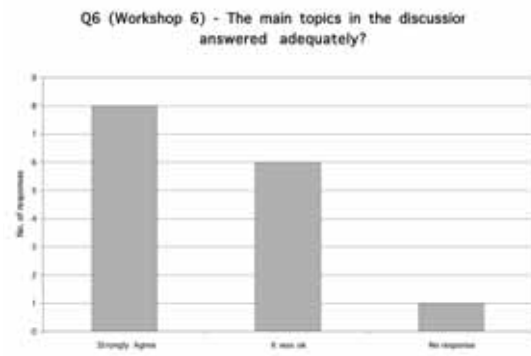


Figure 35. Survey response for Workshop 6 Q6. 93% of people thought that the main topics were answered adequately.




Figure 36. Survey response for Workshop 6 Q7. 100% of respondents thought the format of the workshop was good.




Figure 37. Survey response for Workshop 6 Q8. 100% of people thought that the workshop catering was good.

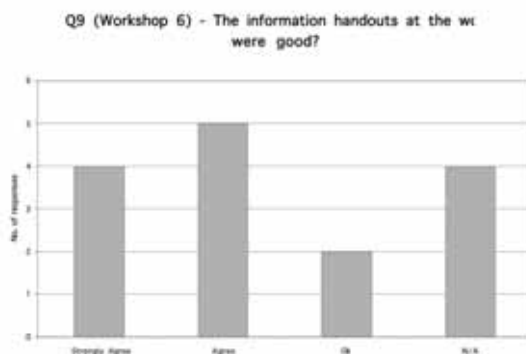


Figure 38 Survey response for Workshop 6 Q9. 73% of people thought that the handouts at the workshop were good.

Workshop 7

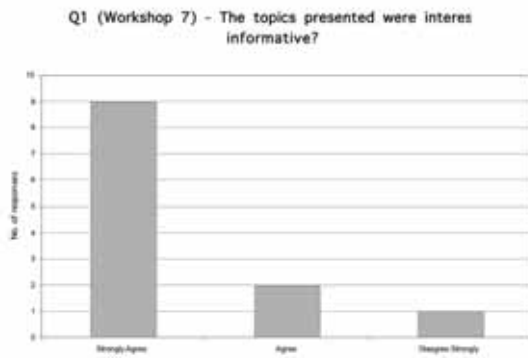


Figure 39. Survey response for Workshop 7 Q1. 92% of respondents agreed or strongly agreed that the topics presented were interesting and informative.

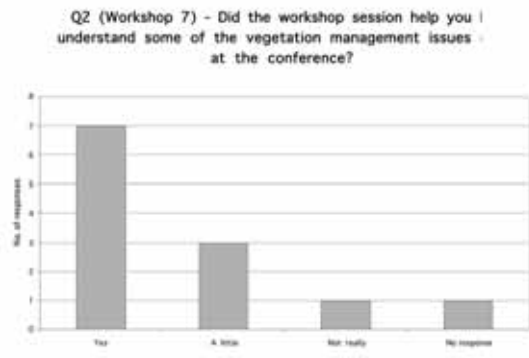


Figure 40. Survey response for Workshop 7 Q2. 83% of respondents thought that the workshop helped them to better understand the vegetation management issues discussed at the conference.

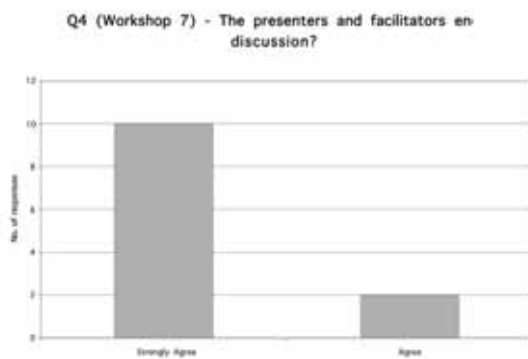


Figure 41. Survey response for Workshop 7 Q4. 100% of people thought the presenters and facilitators encouraged discussion.

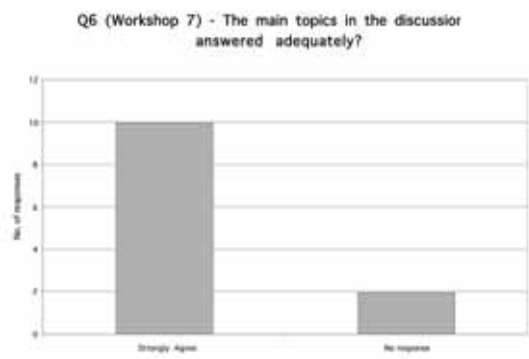


Figure 42. Survey response for Workshop 7 Q6. 83% of people thought that the main topics were answered adequately.

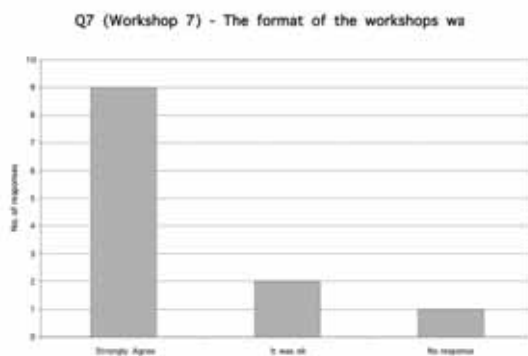


Figure 43. Survey response for Workshop 7 Q7. 92% of respondents thought the format of the workshop was good.

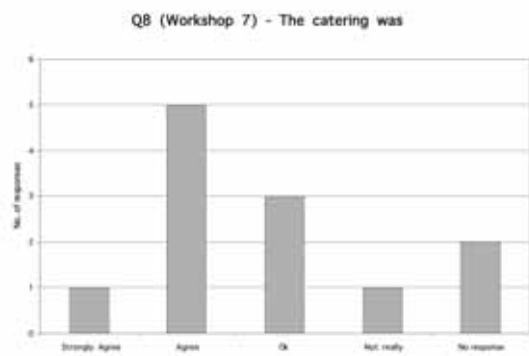


Figure 44. Survey response for Workshop 7 Q8. 75% of people thought that the workshop catering was good.

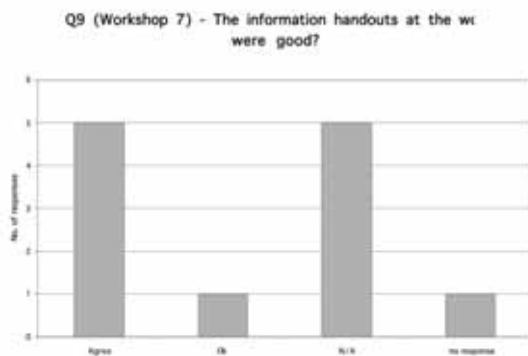


Figure 45. Survey response for Workshop 7 Q9. 50% of people thought that the handouts at the workshop were good.

Workshop 8

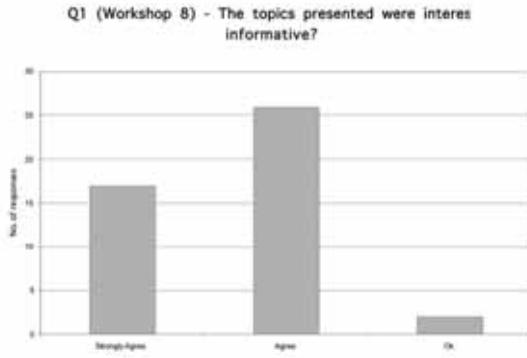


Figure 46. Survey response for Workshop 8 Q1. 96% of respondents agreed or strongly agreed that the topics presented were interesting and informative.

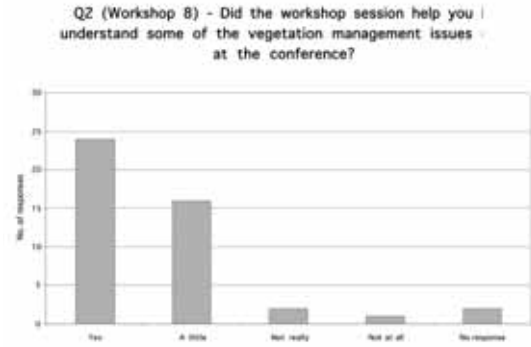


Figure 47. Survey response for Workshop 8 Q2. 89% of respondents thought that the workshop helped them to better understand the vegetation management issues discussed at the conference.

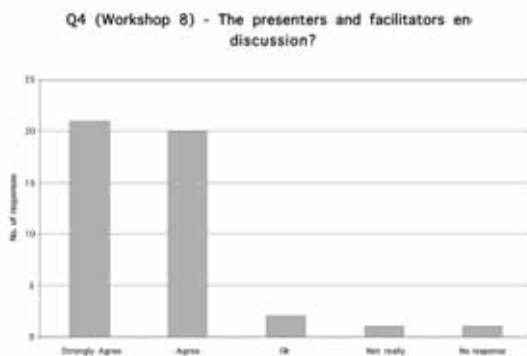


Figure 48. Survey response for Workshop 8 Q4. 96% of people thought the presenters and facilitators encouraged discussion.

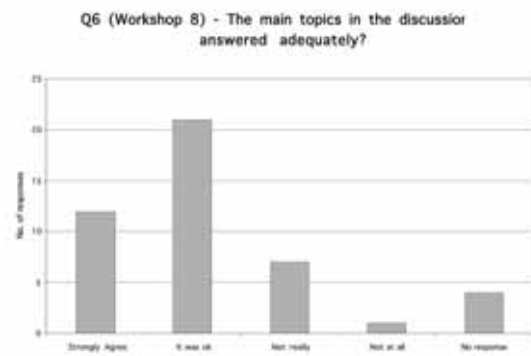


Figure 49. Survey response for Workshop 8 Q6. 73% of people thought that the main topics were answered adequately.

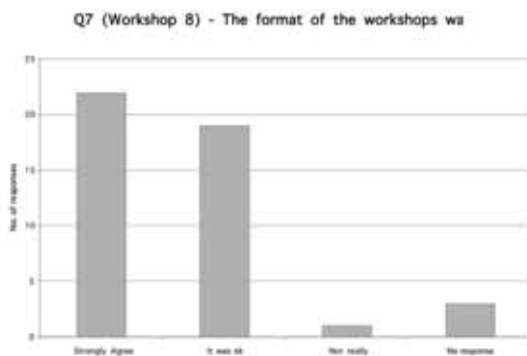


Figure 50. Survey response for Workshop 8 Q7. 91% of respondents thought the format of the workshops was good.




Figure 51. Survey response for Workshop 8 Q8. 80% of people thought that the workshop catering was good.

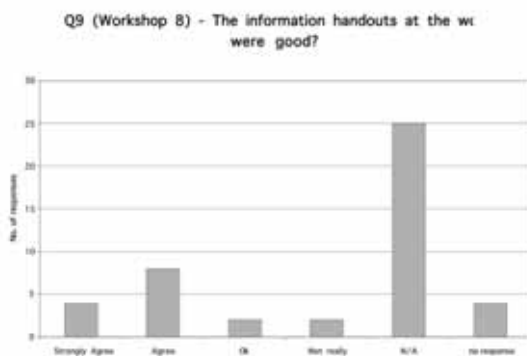


Figure 52. Survey response for Workshop 8 Q9. 31% of people thought that the handouts at the workshop were good.

Workshop 9

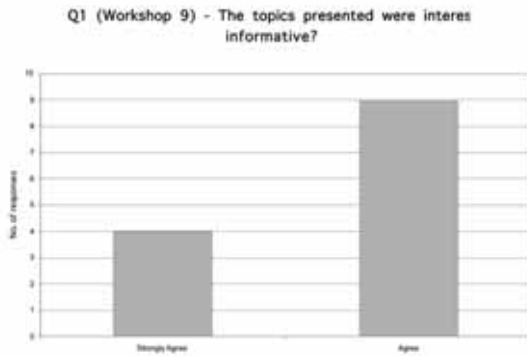


Figure 53. Survey response for Workshop 9 Q1. 100% of respondents agreed or strongly agreed that the topics presented were interesting and informative.

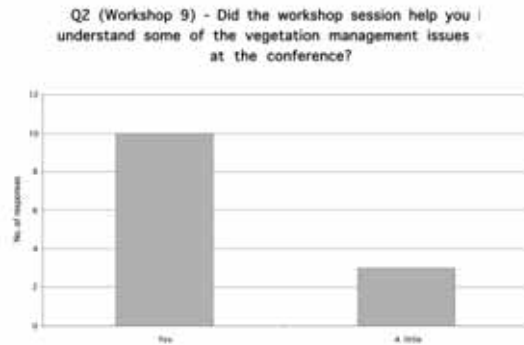


Figure 54. Survey response for Workshop 9 Q2. 100% of respondents thought that the workshop helped them to better understand the vegetation management issues discussed at the conference.

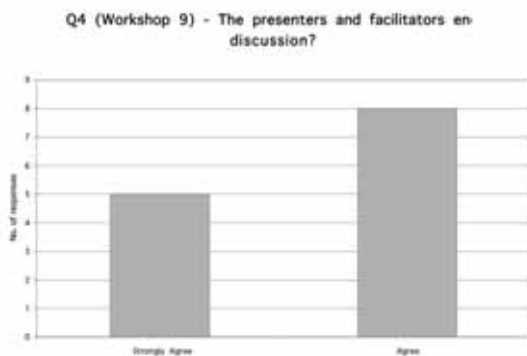


Figure 55. Survey response for Workshop 9 Q4. 100% of people thought the presenters and facilitators encouraged discussion.

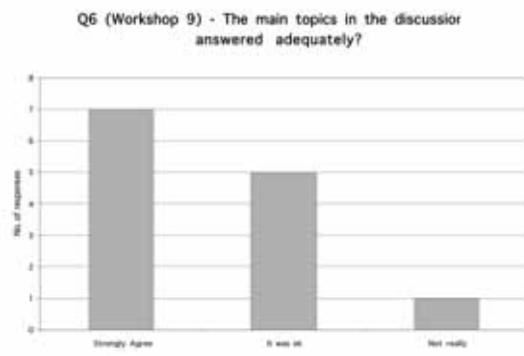


Figure 56. Survey response for Workshop 9 Q6. 92% of people thought that the main topics were answered adequately.

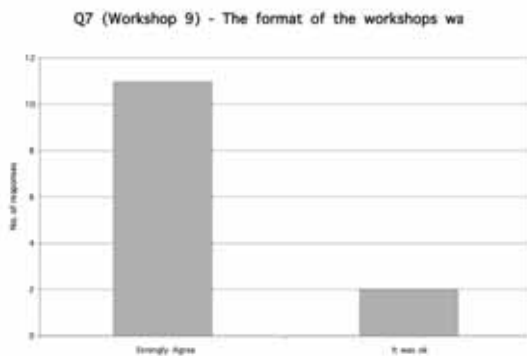


Figure 57. Survey response for Workshop 9 Q7. 100% of respondents thought the format of the workshop was good.

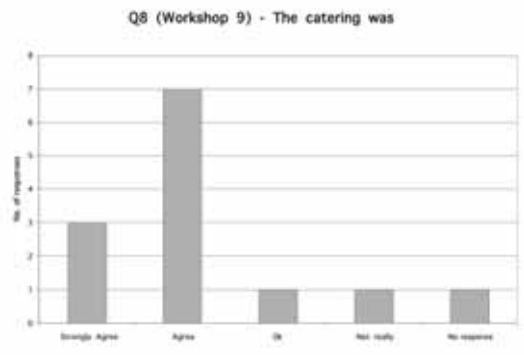


Figure 58. Survey response for Workshop 9 Q8. 85% of people thought that the workshop catering was good.

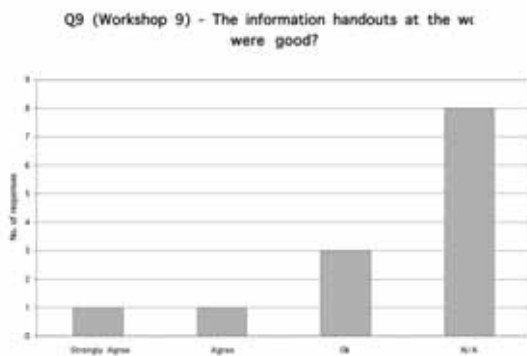


Figure 59. Survey response for Workshop 9 Q9. 38% of people thought that the handouts at the workshop were good.

Workshop 10

Q1 (Workshop 10) - The topics presented were interesting and informative?




Figure 60. Survey response for Workshop 10 Q1. The two respondents thought that the topics presented were interesting and informative.

Q2 (Workshop 10) - Did the workshop session help you understand some of the vegetation management issues at the conference?

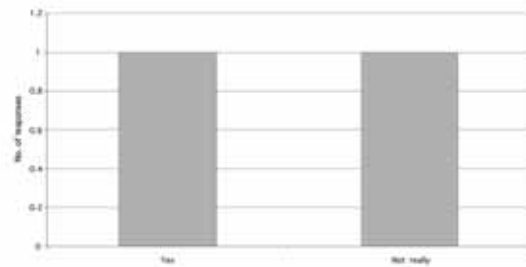


Figure 61. Survey response for Workshop 10 Q2. One of the two respondents thought that the workshop helped them to better understand the vegetation management issues discussed at the conference.

Q4 (Workshop 10) - The presenters and facilitators encouraged discussion?

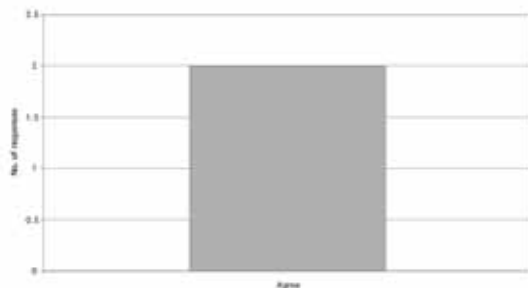


Figure 62. Survey response for Workshop 10 Q4. Both respondents thought the presenters and facilitators encouraged discussion.

Q6 (Workshop 10) - The main topics in the discussion answered adequately?

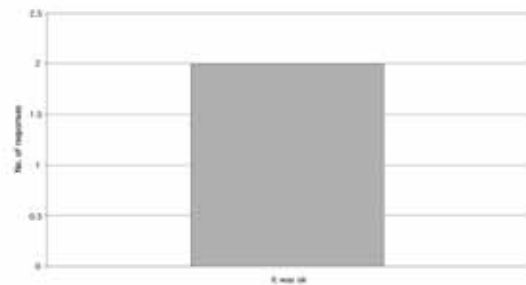


Figure 63. Survey response for Workshop 10 Q6. Both respondents thought that the main topics were answered adequately.

Q7 (Workshop 10) - The format of the workshops was

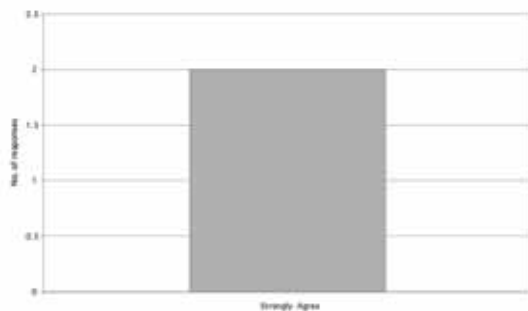


Figure 64. Survey response for Workshop 10 Q7. Both respondents thought the format of the workshop was good.

Q8 (Workshop 10) - The catering was

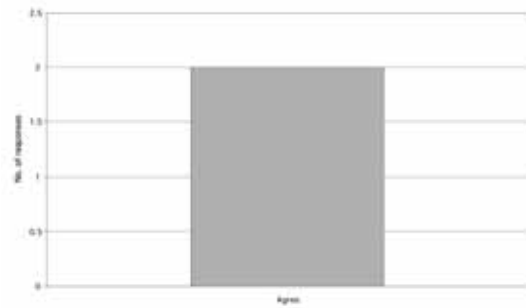


Figure 65. Survey response for Workshop 10 Q8. Both respondents thought that the workshop catering was good.

Q9 (Workshop 10) - The information handouts at the workshop were good?

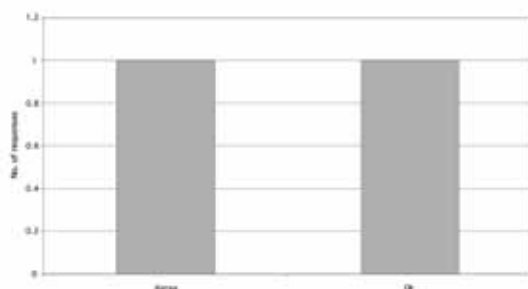


Figure 66. Survey response for Workshop 10 Q9. Both respondents thought that the handouts at the workshop were good.

Workshop 11

Q1 (Workshop 11) - The topics presented were interesting and informative?

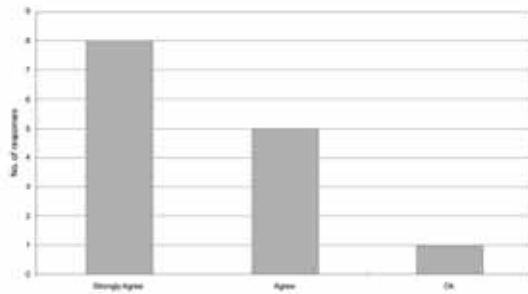


Figure 67. Survey response for Workshop 11 Q1. 93% of respondents agreed or strongly agreed that the topics presented were interesting and informative.

Q2 (Workshop 11) - Did the workshop session help you understand some of the vegetation management issues at the conference?

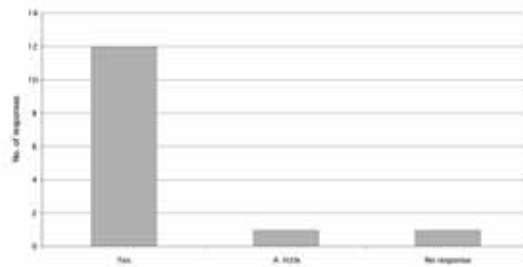


Figure 68. Survey response for Workshop 11 Q2. 93% of respondents thought that the workshop helped them to better understand the vegetation management issues discussed at the conference.

Q4 (Workshop 11) - The presenters and facilitators encouraged discussion?

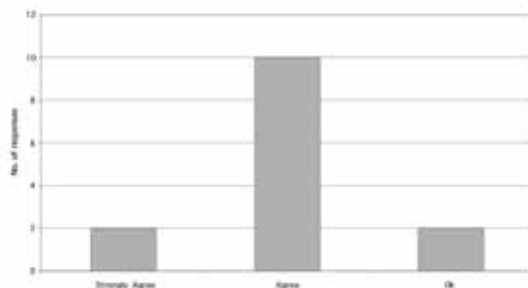


Figure 69. Survey response for Workshop 11 Q4. 100% of people thought the presenters and facilitators encouraged discussion.

Q6 (Workshop 11) - The main topics in the discussion answered adequately?

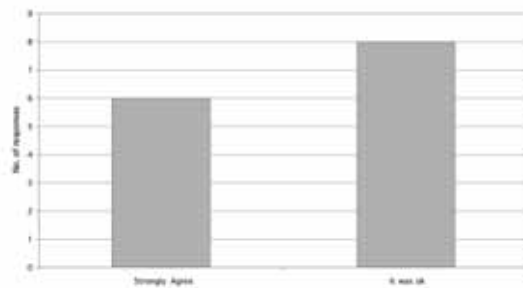


Figure 70. Survey response for Workshop 11 Q6. 100% of people thought that the main topics were answered adequately.

Q7 (Workshop 11) - The format of the workshops was

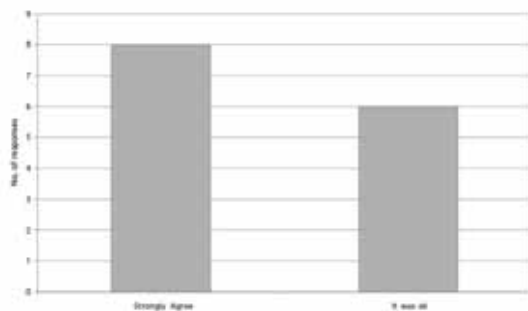


Figure 71. Survey response for Workshop 11 Q7. 100% of respondents thought the format of the workshop was good.

Q8 (Workshop 11) - The catering was

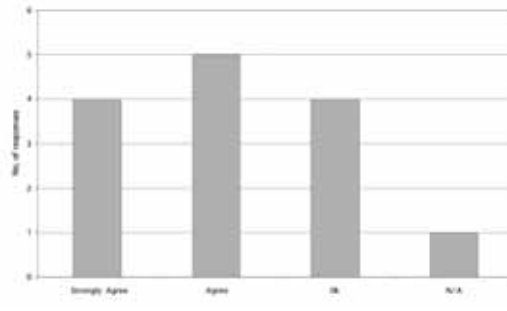


Figure 72. Survey response for Workshop 11 Q8. 93% of people thought that the workshop catering was good.

Q9 (Workshop 11) - The information handouts at the workshop were good?

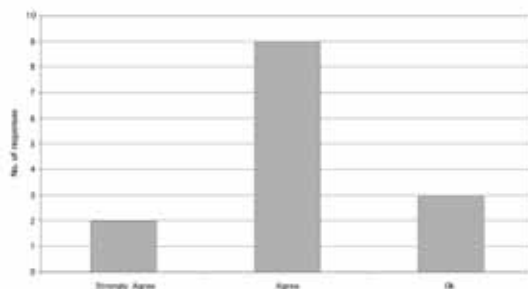


Figure 73. Survey response for Workshop 11 Q9. 100% of people thought that the handouts at the workshop were good.

Workshop 12

Q1 (Workshop 12) - The topics presented were interesting and informative?

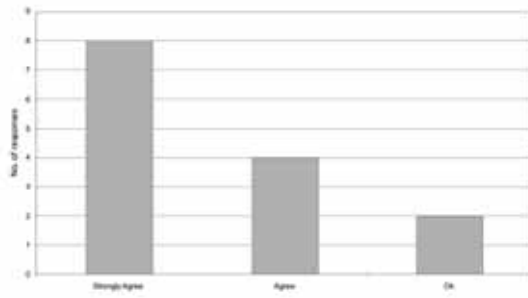


Figure 74. Survey response for Workshop 12 Q1. 86% of respondents agreed or strongly agreed that the topics presented were interesting and informative.

Q2 (Workshop 12) - Did the workshop session help you understand some of the vegetation management issues at the conference?

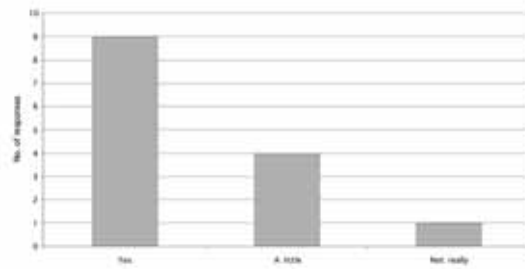


Figure 75. Survey response for Workshop 12 Q2. 93% of respondents thought that the workshop helped them to better understand the vegetation management issues discussed at the conference.

Q4 (Workshop 12) - The presenters and facilitators encouraged discussion?

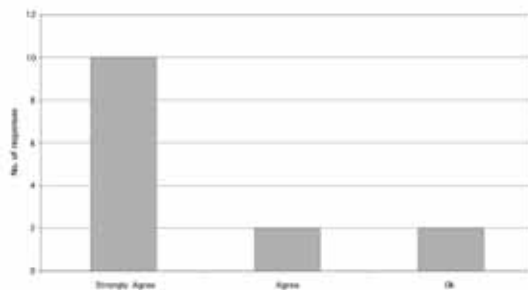


Figure 76. Survey response for Workshop 12 Q4. 100% of people thought the presenters and facilitators encouraged discussion.

Q6 (Workshop 12) - The main topics in the discussion answered adequately?

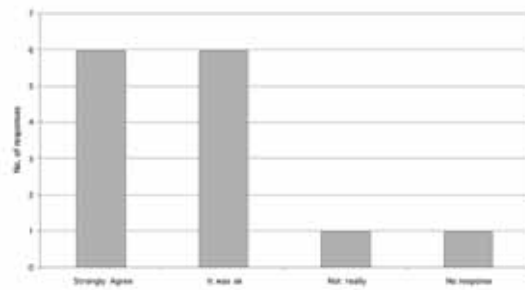


Figure 77. Survey response for Workshop 12 Q6. 86% of people thought that the main topics were answered adequately.

Q7 (Workshop 12) - The format of the workshops was

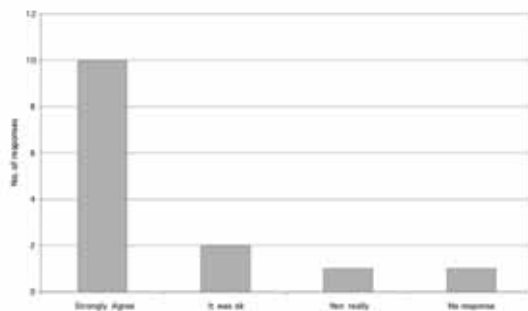


Figure 78. Survey response for Workshop 12 Q7. 86% of respondents thought the format of the workshop was good.

Q8 (Workshop 12) - The catering was

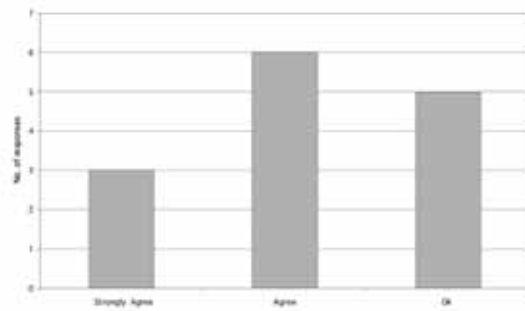


Figure 79. Survey response for Workshop 12 Q8. 100% of people thought that the workshop catering was good.

Q9 (Workshop 12) - The information handouts at the workshop were good?

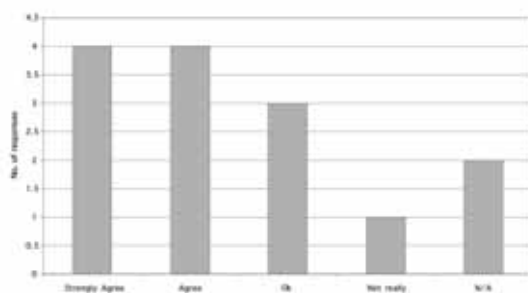


Figure 80. Survey response for Workshop 12 Q9. 79% of people thought that the handouts at the workshop were good.

Workshop 13

Q1 (Workshop 13) - The topics presented were interesting and informative?

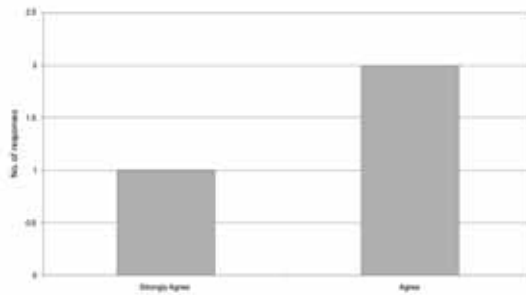


Figure 81. Survey response for Workshop 13 Q1. 100% of respondents agreed or strongly agreed that the topics presented were interesting and informative.

Q2 (Workshop 13) - Did the workshop session help you understand some of the vegetation management issues at the conference?

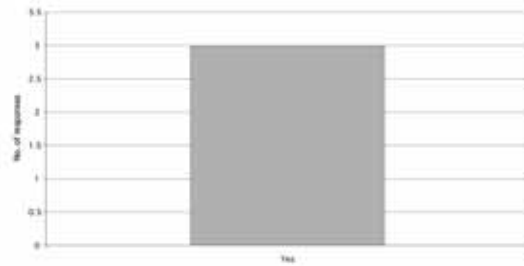


Figure 82. Survey response for Workshop 13 Q2. 100% of respondents thought that the workshop helped them to better understand the vegetation management issues discussed at the conference.

Q4 (Workshop 13) - The presenters and facilitators encouraged discussion?

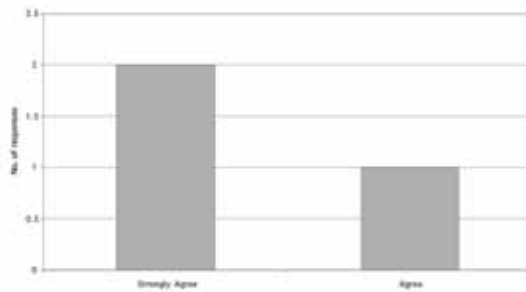


Figure 83. Survey response for Workshop 13 Q4. 100% of people thought the presenters and facilitators encouraged discussion.

Q6 (Workshop 13) - The main topics in the discussion answered adequately?




Figure 84. Survey response for Workshop 12 Q6. 100% of people strongly agreed that the main topics were answered adequately.

Q7 (Workshop 13) - The format of the workshops was good?

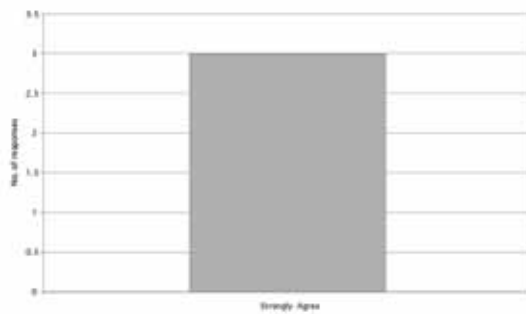


Figure 85. Survey response for Workshop 13 Q7. 100% of respondents strongly agreed that the format of the workshop was good.

Q8 (Workshop 13) - The catering was good?

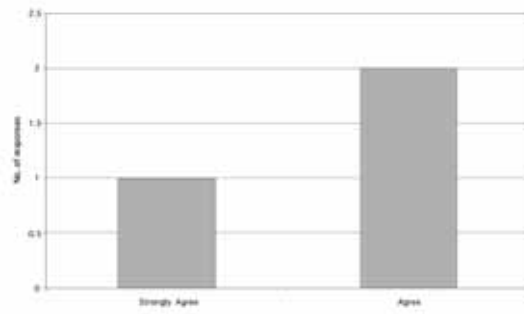


Figure 86. Survey response for Workshop 12 Q8. 100% of people thought that the workshop catering was good.

Q9 (Workshop 13) - The information handouts at the workshop were good?

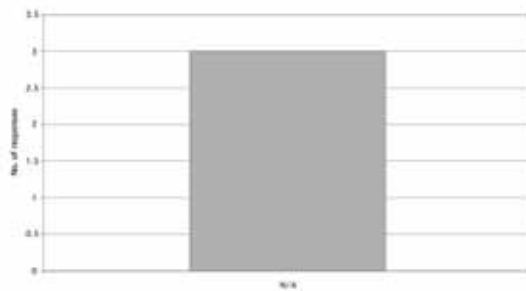


Figure 87. Survey response for Workshop 13 Q9. Question not applicable.

Workshop 14

Q1 (Workshop 14) - The topics presented were interesting and informative?

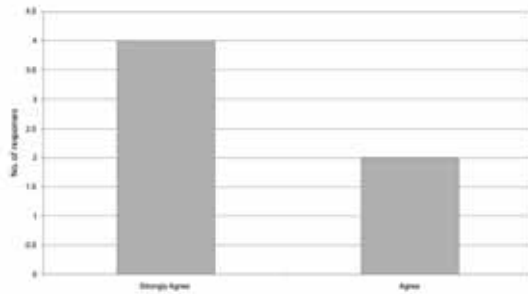


Figure 88. Survey response for Workshop 14 Q1. 100% of respondents agreed or strongly agreed that the topics presented were interesting and informative.

Q2 (Workshop 14) - Did the workshop session help you understand some of the vegetation management issues at the conference?

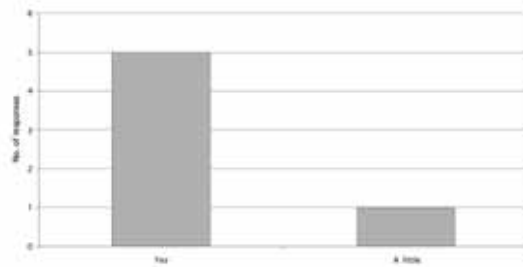


Figure 89. Survey response for Workshop 14 Q2. 100% of respondents thought that the workshop helped them to better understand the vegetation management issues discussed at the conference.

Q4 (Workshop 14) - The presenters and facilitators encouraged discussion?

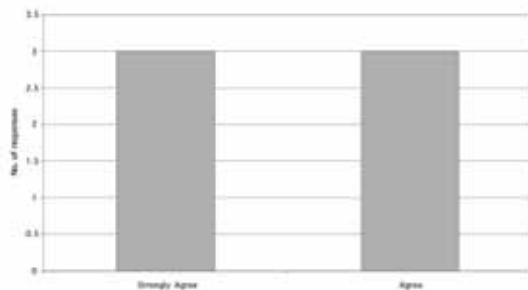


Figure 90. Survey response for Workshop 14 Q4. 100% of people thought the presenters and facilitators encouraged discussion.

Q6 (Workshop 14) - The main topics in the discussion answered adequately?

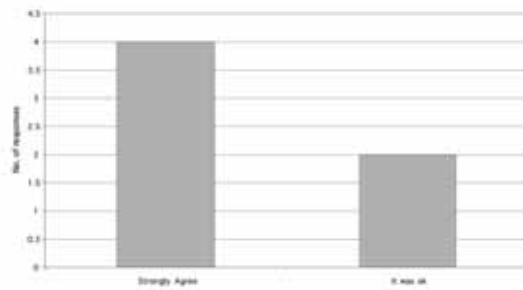


Figure 91. Survey response for Workshop 14 Q6. 100% of people thought that the main topics were answered adequately.

Q7 (Workshop 14) - The format of the workshops was

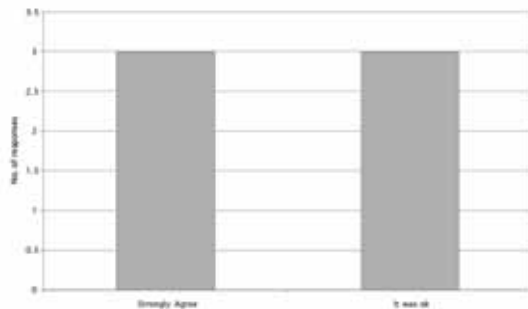


Figure 92. Survey response for Workshop 14 Q7. 100% of respondents thought the format of the workshop was good.

Q8 (Workshop 14) - The catering was

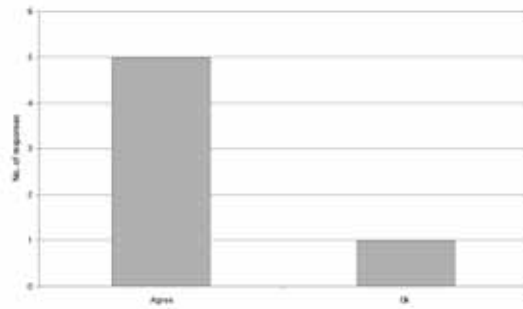


Figure 93. Survey response for Workshop 14 Q8. 100% of people thought that the workshop catering was good.

Q9 (Workshop 14) - The information handouts at the workshop were good?

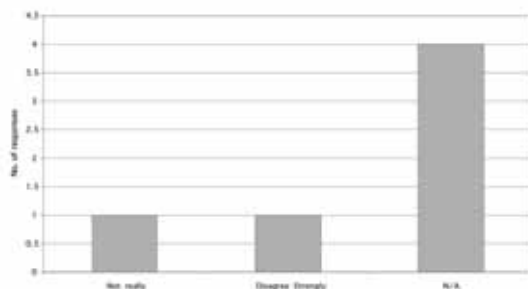


Figure 94. Survey response for Workshop 14 Q9. Question not applicable.

Workshop 15

Q1 (Workshop 15) - The topics presented were interesting and informative?

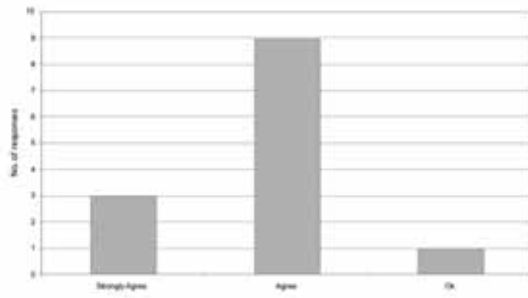


Figure 95. Survey response for Workshop 15 Q1. 92% of respondents agreed or strongly agreed that the topics presented were interesting and informative.

Q2 (Workshop 15) - Did the workshop session help you understand some of the vegetation management issues at the conference?

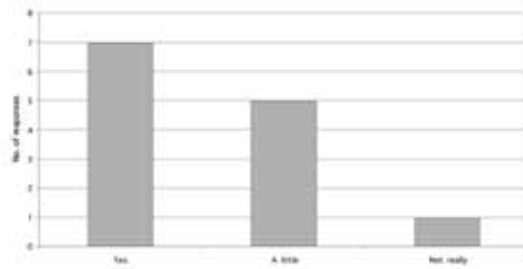


Figure 96. Survey response for Workshop 15 Q2. 92% of respondents thought that the workshop helped them to better understand the vegetation management issues discussed at the conference.

Q4 (Workshop 15) - The presenters and facilitators encouraged discussion?

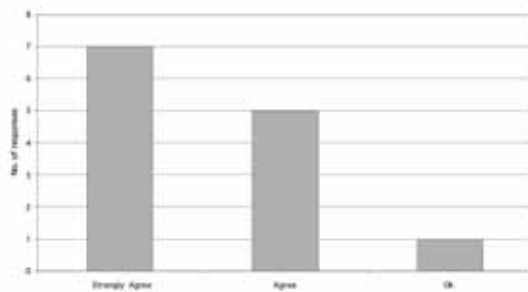


Figure 97. Survey response for Workshops Q4. 100% of people thought the presenters and facilitators encouraged discussion.

Q6 (Workshop 15) - The main topics in the discussion answered adequately?

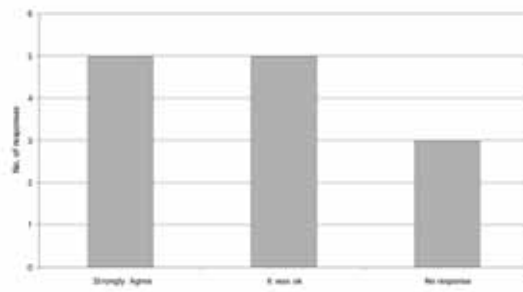


Figure 98. Survey response for Workshop 15 Q6. 77% of people thought that the main topics were answered adequately.

Q7 (Workshop 15) - The format of the workshops was

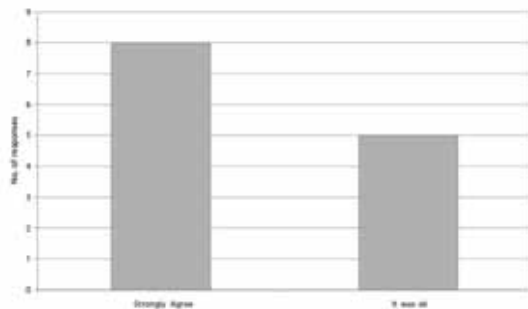


Figure 99. Survey response for Workshop 15 Q7. 100% of respondents thought the format of the workshop was good.

Q8 (Workshop 15) - The catering was

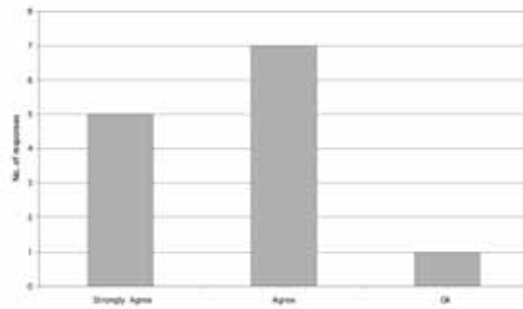


Figure 100. Survey response for Workshop 15 Q8. 100% of people thought that the workshop catering was good.

Q9 (Workshop 15) - The information handouts at the workshop were good?

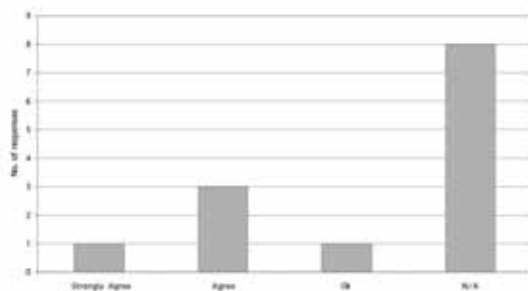


Figure 101. Survey response for Workshop 15 Q9. 38% of people thought that the handouts at the workshop were good.

Workshop 16

Q1 (Workshop 16) - The topics presented were interesting and informative?

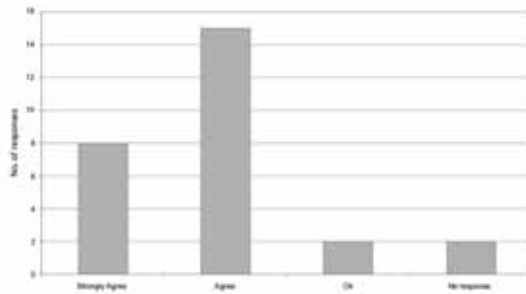


Figure 102. Survey response for Workshop 16 Q1. 86% of respondents agreed or strongly agreed that the topics presented were interesting and informative.

Q2 (Workshop 16) - Did the workshop session help you understand some of the vegetation management issues at the conference?

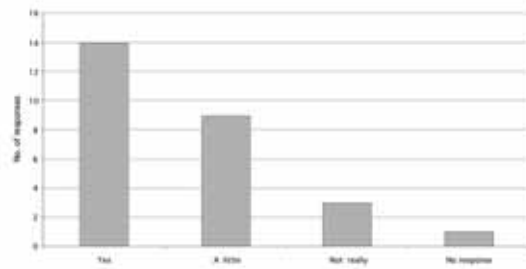


Figure 103. Survey response for Workshop 16 Q2. 85% of respondents thought that the workshop helped them to better understand the vegetation management issues discussed at the conference.

Q4 (Workshop 16) - The presenters and facilitators encouraged discussion?

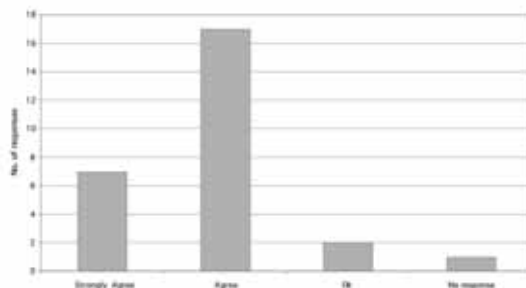


Figure 104. Survey response for Workshop 16 Q4. 96% of people thought the presenters and facilitators encouraged discussion.

Q6 (Workshop 16) - The main topics in the discussion answered adequately?

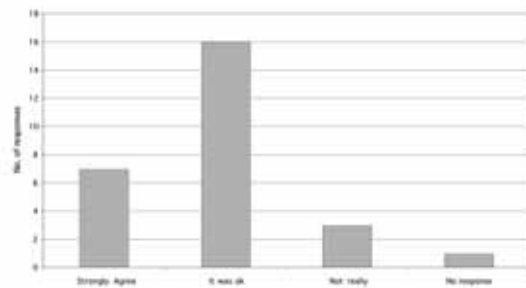


Figure 105. Survey response for Workshop 16 Q6. 85% of people thought that the main topics were answered adequately.

Q7 (Workshop 16) - The format of the workshops was

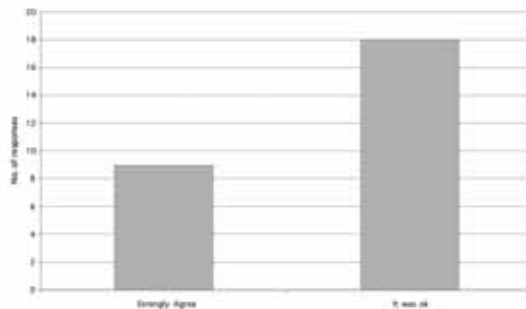


Figure 106. Survey response for Workshop 16 Q7. 100% of respondents thought the format of the workshop was good.

Q8 (Workshop 16) - The catering was

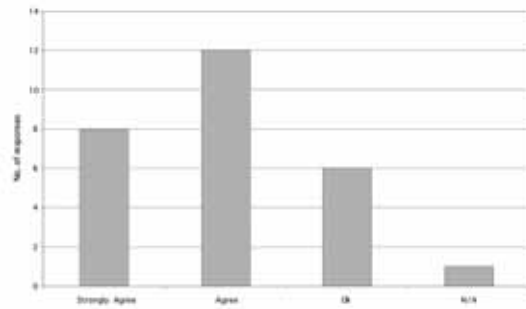


Figure 107. Survey response for Workshop 16 Q8. 96% of people thought that the workshop catering was good.

Q9 (Workshop 16) - The information handouts at the workshop were good?

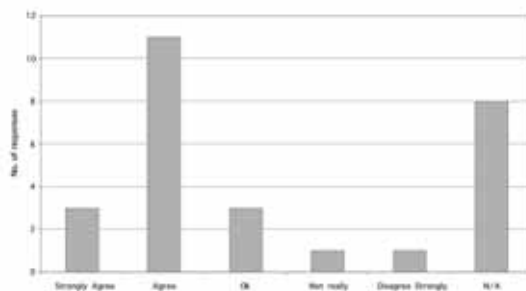


Figure 108. Survey response for Workshop 16 Q9. 62% of people thought that the handouts at the workshop were good.